


CW225

Double Reverse Butt Welder



Jade

We make what you need,
to make windows and doors

Net Weight
240kg


Dimensions (WxDxH)
725mm x 800mm x 1500mm

Pneumatic Supply
6-8 bar

Electrical Supply
Single Phase (240v)



The CW225 UPVC Double Reverse Butt Welder, comes with two sets of fences allowing the fabricator to complete two butt welds in a single cycle. The CW225 is fitted with 0.2mm restriction knives, therefore achieving a perfect finish on both foiled and non-foiled products. Due to the unique variable angle fences, the CW225 also has the capability of welding cills up to 225mm wide when cut at 45°.




The CW225 allows reverse butt welds to be performed quickly and accurately without interrupting production flow, particularly when busy CNCs are at full capacity.

The Jade CW225 UPVC Double Reverse Butt Welder comes with two sets of fences allowing the fabricator to complete two butt welds in a single cycle. It is fitted with 0.2mm restriction knives, therefore achieving a perfect finish on both foiled and non-foiled products. Due to the unique variable angle fences, the CW225 also has the capability of welding cills up to 225mm wide when cut at 45°.

Users typically purchase the Jade CW225 for specific projects or to relieve temporary production bottlenecks, for the machine to then provide regular service rather than occasionally:

“Every user of the Double Reverse Butt Welder tells us that the machine has become an invaluable tool in their production line,” said Adam Jones, director of Jade Engineering. “It’s one of those machines that you didn’t know you needed until you got one; then wondered how you every got on without it!”




Jade

Designing for your needs

Engineering and
Design Expertise

Do you need a bespoke machine or tooling package to deliver a turnkey solution that will simplify your window and door fabrication?

With a unique manufacturing capability and hands-on industry knowledge, we analyse your requirements and challenges to establish the most relevant specialist machinery and bespoke tooling solution. We create digital assets of your requirements, allowing our design team to create software models and carry out physical pre-delivery trials.



Jade

We make what you need,
to make windows and doors

024 7636 5336
sales@jade-eng.co.uk
jade-eng.co.uk

JadeTooling

Precision Tooling for the
window and door industry



JadeMachines

Specialist Machinery for the
window and door industry



JadeConsult

A unique consultancy service
for the window and door industry

